

Invacare® **Faro**



Invacare® **Douro**



Invacare® **Porto_{NG}**



Invacare® | **Faro, Douro & Porto_{NG}**

New riser recliner chairs offering superior comfort and support in style



To achieve the full recline position, the chair only needs to be 90 mm away from the wall.



Manual version
Black vinyl

Modern and comfortable: the simplest of all

Functional and with minimalist lines, the **Faro** chair can be easily adapted to all environments. The **built-in headrest** offers **optimised positioning**, providing a **superb level of comfort** for the user.

Available in two models

The **Faro** chair is available in an electric version with a single motor, allowing **legrest elevation** and a **relaxing recliner position**. The riser function gently **elevates** the user out of the chair and onto their feet. The **Faro** chair is also available as a manual version, allowing for a comfortable recline position. To obtain this position the user just has to gently lean against the back and armrests. Both versions have back castors.



Seating position
Camel fabric



Rise position
Black vinyl



Recline position
Camel fabric

Features



Head support cushion for better positioning and comfort.



Remote control with two ergonomic buttons for ease of use.





Lateral pocket to place the control (electric option) and other items.

Colors

Camel fabric

Black vinyl



Codes

1608089 **Faro** Manual in Black vinyl

1608090 **Faro** Electric in Camel fabric

1608091 **Faro** Electric in Black vinyl



To achieve the full recline position, the chair only needs to be 100 mm away from the wall.

Elegance and comfort meet again!

The **Douro** riser recliner chair offers **additional comfort** thanks to the synergy between the seat and the legrest. It also benefits from additional **trunk support** to ensure a **good seating position**. With a clean design and four colours to choose from, this chair can be easily adapted to homecare environments.

Different versions available

The **Douro** chair is available in an electric version with a single motor, allowing the lift of the legrest followed by the **backrest reclination**. The riser function gently **elevates** the user out of the chair and onto their feet. **Douro** is also available as a manual version which has a recline function, obtained by gently leaning against the back and armrests. Both versions have back castors.



Seating position
Camel fabric



Rise position
Red fabric



Recline position
Grey taupe vinyl



Seating position
Brown vinyl

Features



Trunk and head support.



Remote control with two easy and ergonomic buttons.



Lateral pocket to place the control (electric version) or other items.



Delivered with an additional backrest protection fabric (an alternative whilst the other is being washed).



Colors

Camel fabric

Red fabric

Grey taupe vinyl

Dark brown vinyl



Codes

1608093 **Douro** Manual Brown vinyl

1608094 **Douro** Electric Camel fabric

1608095 **Douro** Electric Red fabric

1608096 **Douro** Electric Grey taupe fabric

1608097 **Douro** Electric Dark brown vinyl

To achieve the full recline position, the chair only needs to be 50 mm away from the wall.



Compact and classic design

The new design of the *Invacare Porto* chair offers even more **comfort** thanks to the **integral legrest and trunk support**. Its small dimensions and range of fabric options allows it to easily fit into many homecare environments.

Different versions available

The *Porto* chair is available in an electric version with a single motor, allowing **legrest elevation** followed by **backrest recline**. The riser function gently **elevates** the user out of the chair and onto their feet. It is now also available with two motors, allowing the backrest adjustment to be independent from the legrest adjustment for a **lying position**. All versions have back castors.



Rise position
Brown vinyl



Seating position
Camel fabric with white detail



Recline position
Brown vinyl



Lying position (two motors)
Grey fabric with white detail

Features



Fabric with white detail.



Remote control with two simple and ergonomic buttons (single motor version).



Remote control with four easy and ergonomic buttons (two motor version).




Lateral pocket to place the control or other items.

Colours

Grey taupe vinyl



Camel fabric with white detail



Dark brown vinyl



Grey fabric with white detail










Codes

- 1608133** *Porto_{NG}* Single motor Camel fabric with white detail
- 1608134** *Porto_{NG}* Single motor Dark brown vinyl
- 1608135** *Porto_{NG}* Two motors Grey fabric with white detail
- 1608136** *Porto_{NG}* Two motors Taupe vinyl

Technical data

For more comprehensive pre-sales information about this product, including the product's user manual, please refer to your local Invacare website.

		Colours	Recline position	Rise position	Lying position	Connection between the seat and legrest	Seat depth	Seat to floor height	Seat width
									
Single motor									
1608090	Faro	Camel fabric	◆	◆			540 mm	460 mm	530 mm
1608091		Black vinyl	◆	◆					
1608094	Douro	Camel fabric	◆	◆		◆	540 mm	470 mm	530 mm
1608095		Red fabric	◆	◆		◆	540 mm	470 mm	530 mm
1608096		Grey taupe vinyl	◆	◆		◆			
1608097		Dark brown vinyl	◆	◆		◆	540 mm	470 mm	530 mm
1608133	Porto NG	Camel with white detail fabric	◆	◆		◆	540 mm	450 mm	530 mm
1608134		Dark brown vinyl	◆	◆		◆	540 mm	450 mm	530 mm
Two motors									
1608135	Porto NG	Grey with white detail fabric	◆	◆	◆	◆	540 mm	450 mm	530 mm
1608136		Grey taupe vinyl	◆	◆	◆	◆	540 mm	450 mm	530 mm
Manual									
1608089	Faro	Black vinyl	◆				540 mm	440 mm	530 mm
1608093	Douro	Dark brown vinyl	◆			◆	540 mm	470 mm	530 mm

The different positions



Recline position:
Comfortable seat position allows for legrest elevation and backrest recline for a semi-lying position.



Rise position:
Allows the user to sit down or stand up with ease.



Lying position:
To lie down and sleep.

	Max. backrest recline	Total height	Total width	Total depth (seated position)	Total depth (recline position)	Wall clearance for maximum backrest recline	Armrest to floor height	Max. user weight	Total weight	Foam density
Single motor										
Faro	120°	1110 mm	770 mm	880 mm	1580 mm	90 mm	600 mm	125 kg	50 kg	Seat 28 kg/m ³ Backrest 18 kg/m ³ Armrests 28 kg/m ³
Douro	120°	1080 mm	740 mm	860 mm	1580 mm	100 mm	640 mm	125 kg	57 kg	Seat 28 kg/m ³ Backrest 28 kg/m ³ Armrests 28 kg/m ³
Porto NG	120°	1020 mm	790 mm	910 mm	1670 mm	50 mm	600 mm	125 kg	52 kg	Seat 28 kg/m ³ Backrest 18 kg/m ³ Armrests 28 kg/m ³
Two motors										
Porto NG	135°	1020 mm	790 mm	860 mm	1670 mm	460 mm	600 mm	125 kg	52 kg	Seat 28 kg/m ³ Backrest 18 kg/m ³ Armrests 28 kg/m ³
Manual										
Faro	120°	1080 mm	770 mm	880 mm	1580 mm	480 mm	600 mm	125 kg	50 kg	Seat 28 kg/m ³ Backrest 18 kg/m ³ Armrests 28 kg/m ³
Douro	120°	1080 mm	740 mm	860 mm	1580 mm	220 mm	640 mm	125 kg	57 kg	Seat 28 kg/m ³ Backrest 28 kg/m ³ Armrests 28 kg/m ³

Features and options

For electric models:

- 1577640 Charging kit and cable
1577638 Power cord and transformer

For single motor models:

- SP1604803 Motor
SP1604806 Remote control with two buttons

For two motors models:

- SP1604804 Motor with both elevation and adjustment of the legrests
SP1604805 Backrest motor
SP1604807 Remote control with four buttons with cable

Do you know that with this charging kit you can use the lift-out chair everywhere, without having the need to be connected to the power supply?



Tel: +41 (0)22 354 60 10
Fax: +41 (0)22 354 60 11
hqeurope@invacare.com
www.invacare.eu.com

Invacare International Sàrl
Route de Cité-Ouest 2 - 1196 Gland
Switzerland

Trusted Solutions,
Passionate People

