




FLO-TECH GEL CUSHION

FLO-TECH IMAGE



Water Resistant
Vapour Permeable

PRODUCT CODE: FL01

Slimline cushion with Gel sac

The Invacare Flo-tech Image cushion uses a combination of a slim, shaped foam cushion base and a large gel sac covering the sacral area, increasing even weight distribution and immersion of the ischial tuberosities. This design delivers a high degree of protection to users who are at High Risk of developing pressure ulcers. This slim cushion format is ideal for both chair and wheelchair use.

FLO-TECH SOLUTION



PRODUCT CODE: FL02

Slimline cushion with unique dual gel sac system

The Invacare Flo-tech Solution cushion uses a combination of a slim, shaped foam cushion base and a dual layer of gel sacs over the ischial and sacral area. The dual gel sacs and the unique moulded foam shape of the solution increases the support surface area. This delivers a superior level of protection for those patients identified as being at Very High Risk of developing pressure ulcers, or for those with already established tissue damage.

Technical data

Flo-tech Image	A range of 50 sizes	Height: 7.8 cm	Weight: 1.82 kg	Max. User Weight: 140 kg
				Cleaning: 80°

Technical data

Flo-tech Solution	A range of 44 sizes	Height: 7.8 cm (78 mm)	Weight: 3.08 kg	Max. User Weight: 140 kg	Cleaning: 80°

VISCO CUSHIONS



FLO-TECH VISCO

FLO-TECH CONTOUR VISCO



Ingress Resistant Cover

Cover is two-way stretch, water-resistant and vapour-permeable. Cover features an anti-slip base with carry handle

PRODUCT CODE: FL04

Low profile visco elastic low memory foam cushion offering exceptional comfort

The Invacare Flo-tech Lite Visco cushion is high density and temperature sensitive to the body, allowing it to conform to the user's shape. This affords exceptional levels of comfort whilst reducing the occurrence of peak pressures. This low profile cushion format is ideal for both chair and wheelchair use, facilitating side transfers.

PRODUCT CODE: FL05

Conforms to the shape of the user's body

The Invacare Flo-tech Contour Visco cushion is moulded from Visco-elastic foam, which is temperature-sensitive to the body. As the foam warms, the contoured surface area conforms to the shape of the user's body, improving posture, increasing comfort and maximising the surface area in contact with the user, thereby optimising pressure reduction.

Technical data

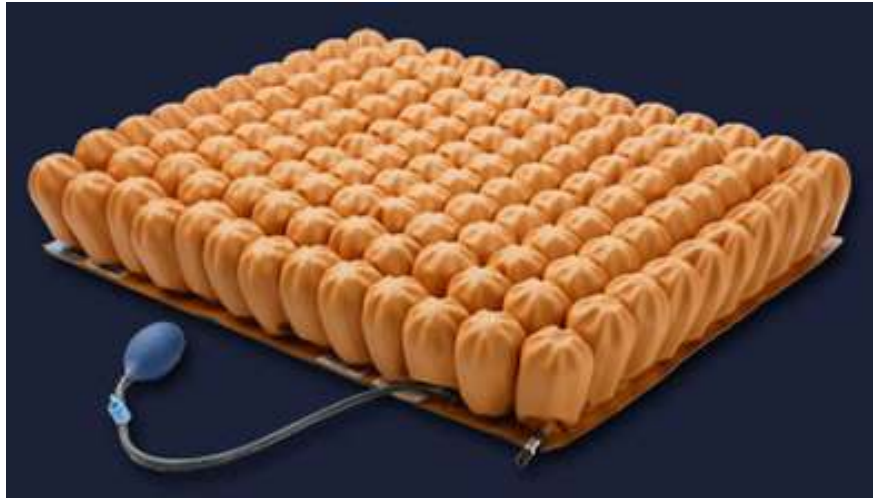

Flo-tech Lite Visco	A range of 51 sizes	Height: 7.8 cm (78 mm)	Weight: 1.26 kg	Max. User Weight: 100 kg
				Cleaning: 80°

Technical data

Flo-tech Contour Visco	A range of 51 sizes	Height: 12 cm (120 mm)	Weight: 1.60 kg	Max. User Weight: 125 kg
				Cleaning: 80°



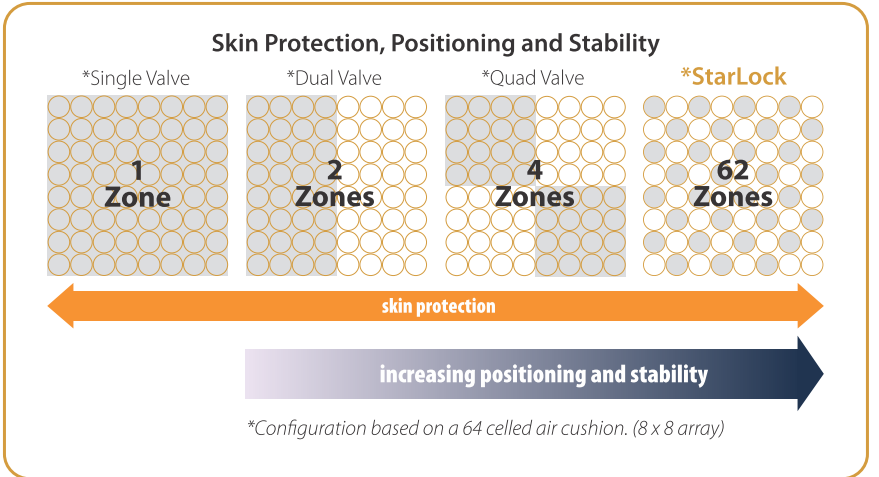
AIRCELL CUSHIONS



Therapists have always had to make trade-offs and compromises between:
 Positioning
 Stability
 Transfers
 With the STARLOCK AND Cell Lock Technology there is NO Compromise...

PRODUCT CODE: SSL

- Available in 4", 3" and 2" cell heights to better accommodate your seating and positioning needs
- Maintains skin integrity by providing a therapeutic, low pressure, low shear, low friction seating environment
- Variable air flow control provides versatility when addressing hard to fit clients
- Cost effective seating option for a wide range of seating and positioning needs
- LOCK TECHNOLOGY allows you to easily address asymmetrical seating issues
- Light Weight, approximately 3 pounds/1.36 kilograms
- Available in Paediatric and Adult sizes
- LOCK TECHNOLOGY allows you to isolate individual air cells and customise with no contact areas without the added expense of an actual custom cushion
- 24 Month Manufacturers Limited Warranty
- Comes complete with fitted cover, hand pump and repair kit
- The ability to isolate air flow between cells enhances stability and assists in transfers and overall posture or trunk control
- Designed of high quality, flame resistant latex free neoprene rubber
- No Weight limit



Innovative Starlock Technology creates a multitude of zones offering unprecedented positioning and stability. The Starlock set-up is quite simple adjust the Starlock like a traditional single valve air cushion. Using the attached bulb pump, inflate the locking mechanism to secure client position. When locked, the amount of air volume created in each individual air cell by virtue of the set-up procedure will remain creating a very personalized seating surface, without the cost of a custom cushion.



PRESSURE MATTRESS - HOME CARE

125MM TUBE MATTRESS



RIPPLE MATTRESS




NAME	125MM REMOVABLE TUBE MATTRESS AND PUMP	RIPPLE MATTRESS (BUBBLE PAD) WITH PUMP
PRODUCT CODE	SR201CV5	Sr102
DIMENSIONS	5" X 17 CELLS – 200X 90X 12.7MM	198 X 89 X 63MM
MATERIAL	COVER SHEET NYLON/PU; BASE SHEET NYLON/PU	PVC
LOAD CAPACITY	LOAD CAPACITY – 140KG	LOAD CAPACITY – 100KG
PACKING	GROSS WEIGHT – 8KG WITH PUMP 31 X 32 X 41CM	GROSS WEIGHT – 4.5KG WITH PUMP 18 X 19 X 32CM
COVER	YES	NO
PUMP	230V AC50/HZ – ALTERNATING	230V AC/50KZ – ALTERNATING
CYCLE TIME	6 MINUTES/50HZ, 5 MINUTES/50HZ	6 MINUTES/50KZ, 5 MINUTES/50HZ
PRESSURE RANGE	50 MMHG – 105MMHG	50MMHG – 105MMHG
PRESSURE CARE	PREVENTION AND UP TO STAGE II	PREVENTION

3" AIR MATTRESS



NAME	AIR MATTRESS
PRODUCT CODE	
DIMENSIONS	192L X 93W X 7.5H INFLATED
MATERIAL	0.4MM COMBINATION NYLON AND PVC INTERNAL LINING, 24 INTERCHANGEABLE CELLS (16 BREATHABLE CELLS) – NO COVER
LOAD CAPACITY	100KG
WEIGHT	4KG WITH PUMP
PACKING	25 X 35 X 35 CM
PUMP	24.5L X 13W X 9.5H (1.5KG)
CYCLE TIME	10 MINUTES
PRESSURE RANGE	10KPA – 18KPA

INVACARE SOFTFORM PREMIER MATTRESS



Tapered surface in the heel zone

The top surface of the mattress tapers down at the ends to relieve pressure on the heels, which are particularly vulnerable to pressure ulcers.

Single piece foam "U" core

Facilitates patient transfer by providing effective side-wall support.

Full length flap conceals zip

The full length flap protects the zip. This reduces the possible risk of fluid ingress, preventing contamination of the foam core.

Does not require turning or rotating

This mattress does not require turning or rotating, significantly minimizing manual handling

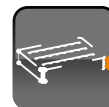
Technical data



Softform Premier
Single Size (66 - 90cm)
Double Size (91 - 137 cm)
King Size (138 - 152.5 cm)



Length:
141 - 210 cm



Height:
15.2 cm



Weight:
13 kg



Max. User Weight:
247.6 kg

PRODUCT CODE: 1552814

Pressure reducing static mattress

The Invacare Softform Premier is a high specification anti-decubitus mattress designed to meet the demands of the modern ward environment. Practical and durable, this mattress delivers exceptional levels of comfort and pressure reduction.



Softform Premier
Cleaning: 80°

Colour



Fuchsia



Baltic Blue

ARSOS LIGHT WITH DEXOS LIGHT ICU MATTRESS



arsos® light with dexos® light

Large cell Pressure Relief System for ulcer decubitus prevention and –therapy support for low to very high risk pressure treatment / stave IV (EPUAP). Unique and patented construction of the air in foam cells.

Ulcer Pressure Sore / Stage Classification

EPUAP (Eruopean Pressure Ulcer Advisory Panel) developed the scale that classified Ulcer / Decubitus Stages from I - IV

Stage I

Sharply defined redness of intact skin. Indicating to an overheating of the skin, indurations of oedema occur. With people with dark skin this manifest in discoloration of the skin.

Stage II

Partial loss of the epidermis to the dermis. It is a superficial ulcer, which can manifest to abrasion, blister or shallow crater.

Stage III

Damage to all layers of the skin (Epidermis, Dermis and Subcutis) up to the underlying Fascia (soft under layer of connective tissue). Tissue below the fascia is not affected yet. Clinically, the Ulcer appears as a deep injury with or without undermining of surrounding tissue.

Stage IV

Loss of entire skin tissue, with extensive tissue necrosis and damage to muscles, tendons and bones. Undermining and pocket-formation are very common.

NAME	ARSOS® LIGHT WITH DEXOS® LIGHT COMPRESSOR
PRODUCT CODE	ARSOSLT
ARTICLE-NUMBER	111 500-DL-WDS
MATERIAL	MATTRESS: POLYURETHANE – PUMP: ABS HOUSING
WARRANTY	2 YEARS
ELECTRICAL VALUES	230 V – 50HZ/7W
FUSE	500 MA/SLOW
DIMENSIONS (INFLATED)	200 X 90 X 16 CM
WEIGHT	MATTRESS: CA. 13.0KG PUMP: CA. 1.5KG COVER: CA. 0.9KG
CLEANING	THERMAL DISINFECTION
COVER	PU-COVER, BREATHABLE, WATER REPELLENT, 95°C WASHABLE, DRYER SUITABLE UNTIL 50°C
RECOMMENDED PATIENT WEIGHT	40 – 150KG
APPLICATION AREA	ULCER / DECUBITUS PREVENTION AND –THERAPY SUPPORT FOR MEDIUM TO VERY HIGH RISK / STAGE IV (EPUAP)

MATRIX POSITIONING AND POSTURE BACKS



INVACARE® Matrix® Elite Back



Invacare® Matrix® Elite Back Model no PBE

Features and Function Benefits

Outer Cover

- Oversized cover/foam for extra comfort and protection
- Moisture resistant and breathable
- Includes removable lumbar positioning pad
- Optional privacy flap available

INVACARE® Matrix® Hardware



Hardware:

- Easy Set™ hardware installed and adjusted in minutes – adjustments can be made while user is seated in the wheelchair
- Refer to hardware pageBack shell
- Stylish and breathable back shell
- Lightweight – most models under 3lb
- Sacral/Lumbar support
- Includes removable positioning pad

PRODUCT CODE: PBE

INVACARE® Matrix® Elite Deep Back



Invacare® Matrix® Elite Deep Back Model No: EDB

Features and Functional Benefits

Outer cover:

- Oversized cover/foam for extra comfort and protection
 - Moisture resistant and breathable
 - Includes removable lumbar positioning pad
 - Optional privacy flap available
- Hardware:
- "Easy Set" hardware installed and adjusted in minutes – adjustments can be made while user is seated in the wheelchair
 - Refer to hardware page
 - Back shell:
 - Stylish and breathable back shell
 - Lightweight – most models under 4lb
 - Sacral / Lumbar support:
 - Includes removable positioning pad

PRODUCT CODE: EDB

EASY-SET HARDWARE ADJUSTMENTS



DEPTH Adjusts 2" behind back canes

DEPTH Adjusts 2" in front of back canes

ANGLE 20° posterior range of back angle adjustment in front of back canes

ANGLE 20° anterior range of back angle adjustment in behind of back canes



ROTATION Back may be oriented to accommodate pelvic / trunk rotation



6" CONTOUR DEPTH

SACRAL / LUMBAR SUPPORT

> SWING-AWAY	> OFFSET SWING-AWAY	> LATERAL PADS	> FIXED	> OFFSET FIXED
		Extra Small Small Medium Large		
> 2 1/4" of vertical adjustment on back pan > Mount inside back shell without interfering w/depth/angle adjustment > Easy push button release > Not offered on Elite Deep > 4 pad sizes: XS, S, M & L	> Provides an additional 3" of vertical position (higher or lower) relative to mounting slots > Mount inside back shell without interfering w/depth/angle adjustment > Easy push button release > Not offered on Elite Deep > 4 pad sizes: XS, S, M & L	> Lateral Pads are available in 4 pad sizes: XS, S, M & L XS: 3.25" high x 4.25" long S: 3.5" high x 5.25" long M: 3.75" high x 5.75" long L: 4.25" high x 6.5" long	> 2 1/4" of vertical adjustment on back pan > Mount inside back shell without interfering with depth/angle adjustment > Available in standard and pediatric sizes > Not offered on Elite Deep	> Provides an additional 3" of vertical position (higher or lower) relative to mounting slots > Not offered on Elite Deep

MATRIX POSITIONING AND POSTURE BACKS



INVACARE® Matrix® PB Back



PRODUCT CODE: MPB

Invacare® Matrix® PB Back

Model No MPB

Features and Functional Benefits

Foam:

- Moulded foam wraps around shell for maximum comfort and protection

Outer cover:

- Moisture resistant and breathable
- Available in black or ### print
- Optional privacy flap is available

Sacra / Lumbar Support

- Includes removable positioning pad

Back shell:

- Contoured shell provides sophisticated midline support and positioning
- Durable, lightweight ABS back shell includes built-in pate for headrest attachment

Hardware:

- "Easy Set" hardware is easily installed and adjusted in minutes – adjustments can be made while user is seated in the wheelchair
- Refer to Easy Set Hardware Page

INVACARE® Matrix® Hardware



Matrix® Genera



MatrX Genera back provides support and comfort at a price so affordable that no wheelchair user needs to make do with a sling upholstery.

GENERA BACK HIGHLIGHTS

- Attractive, water resistant and breathable cover, vinyl backed
- Hardware fits " , " and 1" back canes
- Provides 1" depth and 20° recline adjustability
- Quick release hardware for easy portability
- Study contoured shell, durable plated steel hardware
- Built-in T-nuts for headrest attachment
- Hardware adjusts to fit chairs 1" wider than back model width

STANDARD SIZES

	16"	18"	20"
Width			
Height			
16"	ò	ò	ò
20"	ò	ò	ò

Weight capacity 300lbs

PRODUCT CODE: GB

FLOTECH BACK SUPPORT WITH LUMBAR



Technical data



Flo-tech
Back Support

Max User Weight:
165 kg



Cleaning: 60°

PRODUCT CODE: FL03

VISCO PILLOW - CLASSIC & CONTOUR

RING CUSHION



PRODUCT CODE: MFP

PRODUCT CODE: RING

VISCO OVERLAY

LUMBAR SUPPORT



PRODUCT CODE: OVE

PRODUCT CODE: MFL

MICRO BALLS



PC100B

Invacare® Universal Cushion
Microballs,
Size: Length: 600 x Width 500 x
Height 150 mmInvacare®



PC1501B

Universal Wedge
Microballs
Size: Length 400 x Width 250 x
Height 80 mm



PC200B

Invacare® Buoy with Velcro
Microballs
Size: Length 470 x Width 380 x
Ø 140mm



PC700B

Invacare® Trapeze for
Positioning
Microballs
Size: Length 500 x Width 130 x
Height 250 mm

VISCO ELASTIC MEMORY FOAM



PC300

Invacare® Decubitus
Viscolastic Foam
Size: 300 x 1600 mm



PC400

Invacare® Half-moon
Viscolastic Foam
Size: 200 x 2000 mm



PC600

Invacare® Demi-Décubitus
Viscolastic Foam
Size: 300 x 900 mm



SOFTFORM HEELPAD



Technical data

Softform Heelpad	Width: 42 cm (80 mm)	Length: 48 cm (90 mm)	Height: 5 cm, 3.2 cm (80 mm, 32 mm)	Weight: 2.88 kg	Cleaning: 90°

PRODUCT CODE: HP100

PROPAD LEG TROUGH



Technical data

Propad Leg Trough	Length: 81, 61, 60 cm (810, 610, 600 mm)	Width: 31 cm (110 mm)	Height: 11.8 cm (110 mm)	Weight: 0.4 kg	Cleaning: 90°

PRODUCT CODE: MCT

SOFTFORM ODSTOCK WEDGE



Technical data

Softform Odstock Wedge	Width: 87 cm (570 mm)	Length: 86.8 cm (665 mm)	Height: 11.6 cm (115 mm)	Weight: 1.5 kg	Cleaning: 90°

PRODUCT CODE: OSW100