








# ALBER E-FIX



## Small, light, swift

The **e-fix** was designed to combine the benefits of a power and manual wheelchair for indoor and outdoor use. Any person using a manual wheelchair will draw benefits of this unique "two in one" mobility concept. The **e-fix** components can be dismantled within seconds. The small and handy components are easy to transport everywhere. The wheel integrated motors and overall discreet design make the **e-fix** an active lifestyle mobility device.

### Technical data

							
<b>e-fix E25</b>	16 km standard 30 km optional	12 Ah standard 17 Ah optional	2 x 110 W	9 kg 13 kg	20%	26,1 kg (one wheel: 7,8 kg)	120 kg
<b>e-fix E26</b>	26 km standard 14 km optional	22 Ah standard 17 Ah optional	2 x 150 W	13 kg 9 kg	15%	32,1 kg (one wheel: 8,8 kg)	160 kg

# Medop<sup>cc</sup>

Medopark, 1 Manchester Road, Wadeville,  
P.O. Box 51124, Raedene, 2124  
enquiries@medop.co.za | www.medop.co.za  
JHB Tel: 011 827 5893/4/5  
CT Tel: 021 534 8628 | admin@medop.co.za